



Improving Reporting and Working towards Implementation of Aichi Biodiversity Target 6 on Sustainable Fisheries

9 Dec. Friday. 13:15. Side Event # 1839. Room: Side-event 1. Universal building, main floor

CBD CoP 13. Cancun, Mexico, 4-17/12/2016



Refinement of current working solutions

– Kim Friedman

Target 6 Reporting for 2020

What has been proposed?

What is immediately possible?

What is possible with more investment?



What Has Been Proposed

For Aichi 6, the ad Hoc Technical Expert Group (AHTEG) on Indicators for the Strategic Plan for Biodiversity 2011-2020 (including FAO) produced a list of **twenty one** Specific Indicators, related to **six** Generic Indicators





Convention on Biological Diversity

Distr.
GENERAL

UNEP/CBD/COP/13/2/Rev.1
25 October 2016*

ORIGINAL: ENGLISH

CONFERENCE OF THE PARTIES TO THE
CONVENTION ON BIOLOGICAL DIVERSITY
Thirteenth meeting
Cancun, Mexico, 4-17 December 2016

UPDATED COMPILATION OF DRAFT DECISIONS

Aichi Biodiversity Target	Generic Indicator	Specific Indicator	Available today (X) or under active development (Y)	Easy to communicate	Global indicator can be disaggregated to create national indicator or is aggregated from national data	National data are aggregated to form global indicator	Used in GBO3/ GBO4	SDG indicator	Source
Target 6 - By 2020 all fish and invertebrate stocks and aquatic plants are managed and harvested sustainably, legally and applying ecosystem based approaches, so that overfishing is avoided, recovery plans and measures are in place for all depleted species.	Trends in certified sustainable fisheries	Catch certified by the Marine Stewardship Council	X	X	X		X		Marine Stewardship Council
	Trends in proportion of depleted, target and bycatch species with recovery plans	Number of countries with regulations requiring recovery of depleted species	X	X			X		FAO
		Proportion of depleted stocks with rebuilding plans in place	Y						FAO
	Red List Index (harvested aquatic species)		Y						IUCN and other Red List Partners
		Number of countries with policies that make adequate provisions to minimize the impacts of fisheries on	X	X			X		FAO

Guidance for Moving Forward

How would you choose?



Guidance

UNEP/CBD/SBSTTA/20/INF/27

Page 2

EXPERT MEETING ON IMPROVING PROGRESS REPORTING AND WORKING TOWARDS IMPLEMENTATION OF AICHI BIODIVERSITY TARGET 6

Jointly organized by the Food and Agriculture Organization of the UN (FAO), the Secretariat of the Convention on Biological Diversity (SCBD) and the IUCN Fisheries Expert Group (IUCN-CEM-FEG) and coordinated by the European Bureau on Conservation and Development (EBCD)

Rome, Italy, 9-11 February 2016

Abstract

The Expert Meeting on Improving Progress Reporting and Working Towards Implementation of Aichi Biodiversity Target 6, jointly organized by FAO, SCBD, and IUCN-CEM-FEG and coordinated by EBCD, took place in Rome (Italy) from 9 to 11 February 2016. The meeting developed a draft conceptual framework that could be used as guidance by CBD Parties in reporting on their implementation towards the achievement of Aichi Target 6 on sustainable fisheries. The meeting identified a set of actions and potential indicators related to the achievement of Target 6 and discussed ways to further improve coordination among CBD, FAO and Regional Fishery Bodies with regards to facilitating the achievement of Aichi Target 6.

Guidance

Aichi Biodiversity Target	Generic Indicator	Specific Indicator	Available today (X) or under active development (Y)	Easy to communicate	Global indicator can be disaggregated to create national indicator or is aggregated from national data	National data are aggregated to form global indicator	Used in GBO3/ GBO4	SDG indicator	Source
		fisheries							
		Red List Index (impacts of fisheries)	X	X	X		X		IUCN, BirdLife International and other Red List Partners
		Living Planet Index (trends in target and bycatch species)	Y						WWF/ZSL
	Trends in fishing practices	Global effort in bottom trawling	X	X			X		University of British Columbia Institute for the Oceans and Fisheries
		Progress by countries in the degree of implementation of international instruments aiming to combat illegal, unreported and unregulated fishing (indicator for SDG target 14.6)					X		
		Amount (spatial extent, gear type, intensity) of fishing effort within vulnerable habitats	X				X		FAO
		Number of countries with ecosystem impact monitoring and/or assessment programmes	Y						FAO
		Number of countries with legislation allowing for actions for the protection of vulnerable habitats (including VMEs), and addressing threats to ecosystem structure and function	X				X		FAO
		Coverage of fisheries with management measures to reduce bycatch and discards	X				X		FAO
		Number and coverage of stocks with adaptive management systems / plans	X				X		FAO

First Meeting of the Inter-Agency and Expert Group on the Sustainable Development Goal Indicators

New York, 1-2 June 2015

Venue: UNHQ, Conference Room 3

Process of selecting indicators

(as of 28 May 2015)

It is suggested to consider the following for the indicator selection process:

1. Tiers of indicators

Indicators might be grouped in **three different tiers**: a first tier for which an established **methodology exists and data are already widely available**; a second tier for which a **methodology has been established but for which data are not easily available**; and a third for which an **internationally agreed methodology has not yet been developed**.

Criteria

1. Relevant

1.1. Linked to the target; 1.2. Policy relevant; 1.3. Applicable at the appropriate level; 1.4. Consistent with international law.

2. Methodologically sound

2.1. Based on sound methodology; 2.2. Tested to be valuable; 2.3. Coherent and complementary.

3. Measurable

3.1. Sustainable and of high quality; 3.2. Disaggregated; 3.3. Managed by one or more responsible agencies.

4. Easy to communicate and access

4.1. Easy to interpret and communicate; 4.2. Easily accessible.

5. Limited in number and outcome focused at the global level

5.1. Limited in number; 5.2. Flexible; 5.3. Outcome focused (for non-MOI target).

Tiered Results

Group 1:

Accepted indicators. Conceptually clear and relevant to target, the information is available and either are being produced regularly for other processes or the information is easily available and can be produced in a short time-frame and regularly with relatively little extra effort

Group 2:

Potentially accepted indicators. Conceptually clear and relevant to target; the basic data is either available or can be collected regularly with relatively little additional effort, but need additional processing and analysis that cannot be insured with the human resources currently available. Can be produced if a moderate level of additional resources are made available. Can be made available within one year, and on a regular basis from then on.

Tiered Results

Group 3:

Indicators recommended for future further development. Conceptually clear and relevant to target; the basic data is not available or it cannot be collected regularly with the resources currently available, or foreseen to become available in the near future. Need further work before they can be operationalised

Group 4:

Indicators not recommended for immediate use. Conceptually clear and relevant to target; the basic data is not available or it cannot be collected regularly with the resources currently available, or foreseen to become available in the near future. Address Generic indicators that are already covered by more adequate or feasible indicators

Group 5:

Indicators not recommended. Conceptually unclear and not relevant to target

Tiered Results

Tier 1: 3 Accepted

Tier 2: 4 Potentially Accepted

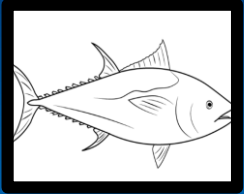
Tier 3: 4 Future Development

Tier 4: 8 Not Recommended Now

Tier 5: 2 Not Recommended




AICHI TARGET 6




Target Species: Fish and invertebrate stocks and aquatic plants are managed and harvested sustainably, legally and applying ecosystem based approaches, so that overfishing is avoided,



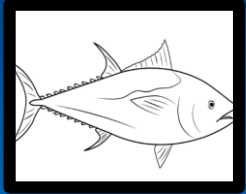
Overfished Target Species: Recovery plans and measures are in place for all depleted species,



Threatened Species: Fisheries have no significant adverse impacts on threatened species and vulnerable ecosystems



Ecosystem Structure and Function: Impacts of fisheries on stocks, species and ecosystems are within safe ecological limits.



Target Species.....

2

1

1




Overfished Target Species.....

0

1

0




Threatened Species.....

0

0

3



Ecosystem Structure and Function..

1

2

0

Tier 1:

Tier 2:

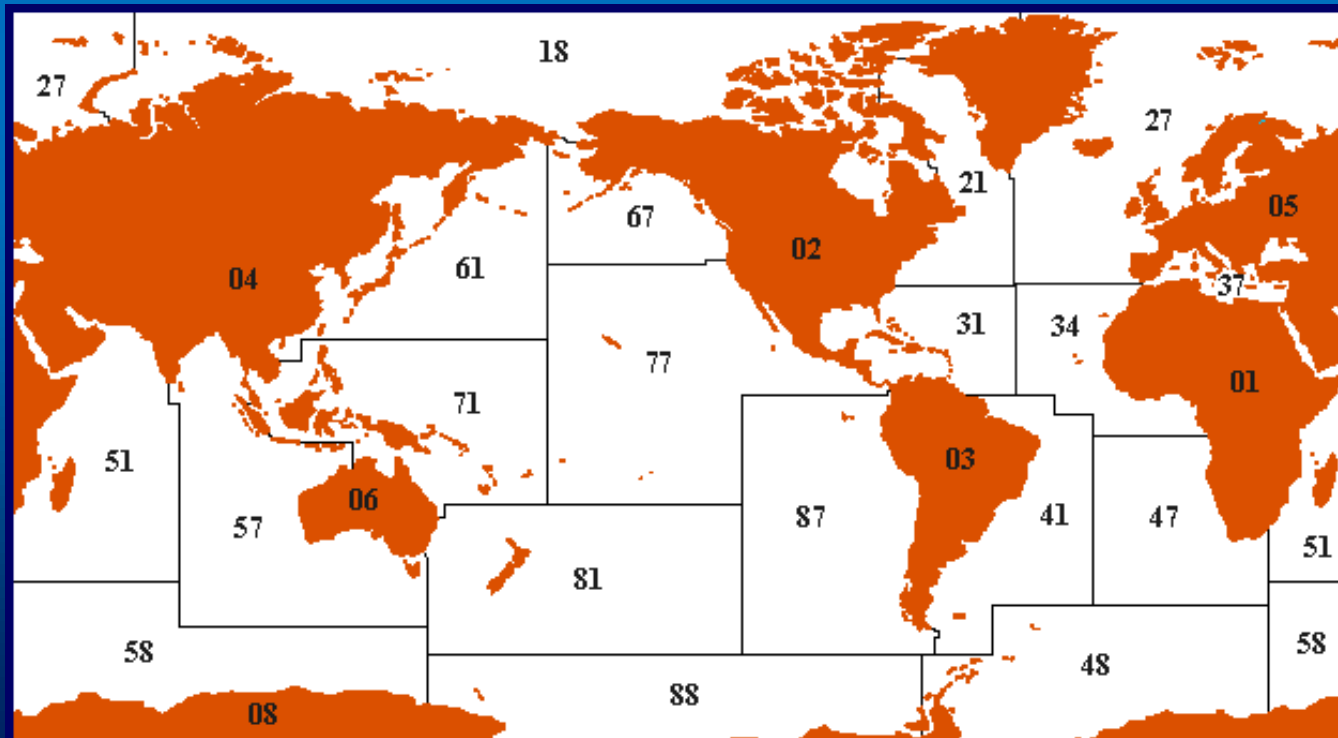
Tier 3:

Way Forward

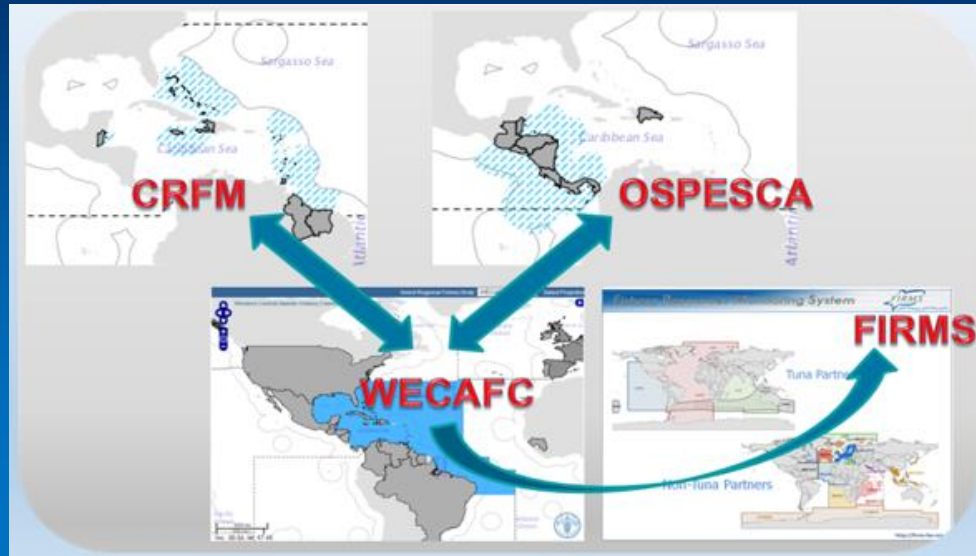
Making use of existing information and structures from FAO and others for delivery into CBD and SDG

FAO global capture production database

Contains catch data since 1950 by three variables: i) country or territory (247); ii) species or higher taxonomic level (2033); iii) FAO major fishing area (26)



Way Forward



Food and Agriculture Organization of the United Nations
for a world without hunger

Fisheries and
Aquaculture Department



FAO Questionnaires for Monitoring the Implementation of the Code of Conduct for Responsible Fisheries

العربية 中文 English Français Русский Español

Log Out

CCRF, IPOA on Capacity, Sharks, Seabirds, IUU Fishing, Strategy-STF and STA

Please click on the button to begin responding to this questionnaire.

CCRF Article 9: Aquaculture Development

You do not have access to this questionnaire.

CCRF Article 11: Post-harvest Practices and Trade

You do not have access to this questionnaire.



Way Forward

What is immediately possible? and

What is possible with more investment?

in delivery of this story for 2020

Contact

Kim.Friedman@fao.org

